

Notice – New Installation Kit for Wall / Back-to-back Fixation

Background

To enhance the overall stability of the installation structure of SigenStack, the new SigenStack installation kit should be applied if stacking 7 packs in either installation against the wall or back-to-back installations. For the installation against the wall, the stack need to be fixed to the wall. For the back-to-back installation, two stacks need to be fixed to each other.

Basic information

Product Code	Product Model	Dimensions (W / D / H)	Weight	CRM Launch
30020059	SigenStack Installation Kit for Wall / Back-to-back Fixation	210 / 74 / 45 mm	0.83 kg	2025/07/04

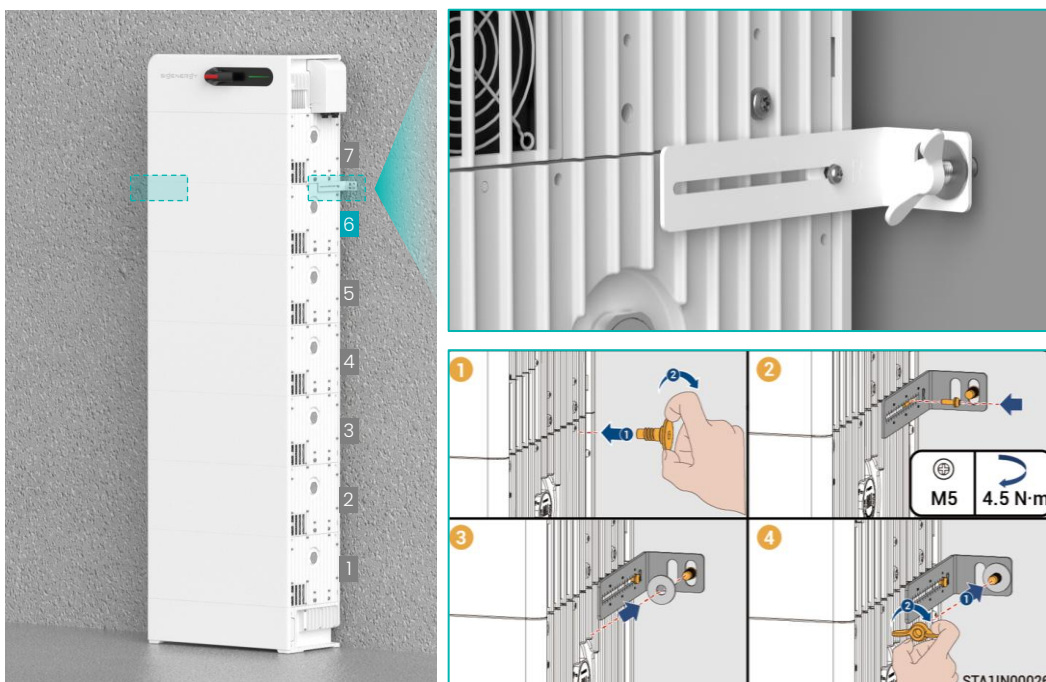
Note: All dimensions and weight are for the Installation kit packing box.

Product introduction

This new installation kit for fixation can be used for two installation scenarios of SigenStack. The following installation scenarios are applicable for most regions. For areas prone to earthquakes, please contact Sigenenergy for detailed information.

1. Installation against the wall

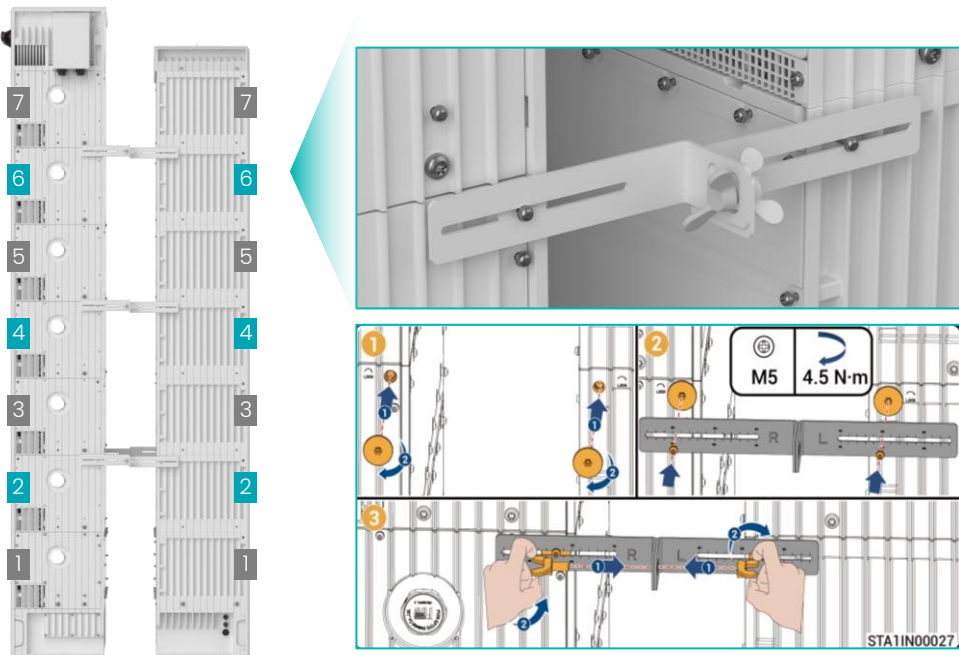
When a stack of 7 battery packs is used for installation against the wall, the stack should be fixed to the wall. Specifically, 1 set of installation kit is needed, which should be installed on both sides of the 6th battery pack. As for detailed installations, please refer to the installation video and guide.



Notice – New Installation Kit for Wall / Back-to-back Fixation

2. Back-to-Back Fixation

When a stack of 7 pack is used for back-to-back installation, two stacks should be **fixed to each other**. Specifically, **6 sets** of installation kit are needed, which should be installed on **both sides of the 2nd, 4th, and 6th packs**. As for detailed installations, please refer to the installation video and guide.



Other information

1. The outer packaging label (You can find the label on the packing box as below)



Notice – New Installation Kit for Wall / Back-to-back Fixation










Other information

2. SigenerStack Installation Kit for Wall / Back-to-back Fixation Packing List



SigenerStack Installation Kit for Wall / Back-to-back Fixation

Packing List

No.	Name	Part No. (in-line coding)	Diagram	Quantity (PCS/Set)
1	Installation Kit	1205000244		20
1.1	Connecting Part (Right)	1301000590		1
1.2	Connecting Part (Left)	1301000591		1
1.3	Wing Screw (M10*20)	1400000089		2
1.4	Wing Nut (M10)	1400000090		2
1.5	Adapter Screw	1401000489		2
1.6	Expansion Bolt (M10*140)	1401000529		2
1.7	Screw (M5*16)	1401000501		2
2	Packing List	3104000337		1

Contacts

If any question or enquires, please contact us:

sales@sigenergy.com or service@sigenergy.com