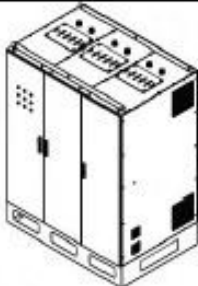










Sigen Energy Gateway C&I 600-1200 kW Packing list

No.	Name	Part No. (in-line coding)	Diagram	Quantity (PCS/Set)
1	Sigen Energy Gateway	/		1
2	Water-proof connector	/		6
3	Beam	/		2
4	Eye Bolt	/		4
5	Screw (M12*40)	/		8
6	Key	/		1
7	Delivery Inspection Report	3103000102		1
8	SCHEMATIC DIAGRAM	/		1
9	Packing list	3104000175		1



Scan for support



Scan for mySigen App

*Download the mySigen App from the App Store or Google Play